

Comerciais LEVES

SEGUNDA EDIÇÃO



PRINCIPAIS APLICAÇÕES
PICK-UPS & VANS

AGRALE



99.0028.0 T:9 | L:90,0 | Partida: BOSCH

☺ Caminhão TX 1600 até Dez/84, MWM-D. OEM.: **Bosch:** 2006209043, 2006209068, 2006209183, 2006209212, 2006209900, 2006209915.



99.0085.0 T:9 | L:79,0 | Partida: WAPSA

☺ Caminhão TX 1600 motor MWM. OEM.: **Bosch:** 9001453336.



99.1022.0 T:9 | L:57,5 | Partida: BOSCH

☺ Ônibus Volare motor MWM. OEM.: **Bosch:** 6033ADO270, 6033ADO414.



99.1063.0 T:9 | L:44,5 | Partida: MITSUBISHI

☺ Ônibus Volares motor MWM. OEM.: **Mitsubishi:** 68971, 93971, M191T93971.



99.1550.0 T:9 | L:62,0 | Partida: BOSCH

☺ Caminhão Volare. OEM.: **Bosch:** 6033AD0070.

ASIA MOTORS



99.0519.0 T:8 | L:70,5 | Partida: MITSUBISHI

☺ Towner. OEM.: **Mitsubishi:** M191T26171.



99.0940.0 T:8 | L:70,5 | Partida: MANDO

☺ Towner.

CHRYSLER



99.0024.0 T:10 | L:79,5 | Partida: WAPSA

☺ Caminhão Dodge D400 4 cil. com Perkins. OEM.: **Wapsa:** 224004, 224038, 224043, 2244, 2244036. **Bosch:** 9001453333, 9001453334, 9001453338. **GM:** 7328970.



99.0024.4 (1359) T:10 | L:79,5 | Partida: BOSCH

☺ Pick-up diesel c/Perkins 4 cil - reforçado. OEM.: **Wapsa:** 224004, 224038, 224043, 2244, 2244036. **Bosch:** 9001453333, 9001453334, 9001453338. **GM:** 7328970.



99.0049.0 T:12 | L:75,5 | Partida: WAPSA

☺ Caminhão Dodge D-100, D-400, D-700, D400 4 cil. com Perkins ano 73. OEM.: **Wapsa:** 224014.



99.0070.0 T:12 | L:92,5 | Partida: WAPSA

☺ Caminhão Dodge álcool a partir e 81, D-100 e D-900 gas. OEM.: **Bosch:** 9001453284. **Wapsa:** 224029.



99.0085.0 T:9 | L:79,0 | Partida: WAPSA

☺ Caminhão Dodge D750, D950, D140000 com MWM 6 cil. OEM.: **Bosch:** 9001453336.



99.0118.0 T:10 | L:91,0 | Partida: BOSCH

☺ Caminhão Dodge D300 a partir 09/77 com Perkins partida JF. OEM.: **Bosch:** 2006209436, 2006209405, 2006209394 9002453082. **Indiel:** 222439.



99.0495.0 T:10 | L:75,5 | Partida: CHRYSLER

☺ Dodge D100, D200, D300, Pick-up V8 OEM.: **Chrysler:** 4106093, 4145978. **Fiat:** 4091920, 4106093, 4145978.

99.0714.0 T:9 | L:70,8 | Partida: BOSCH

☺ Dodge 1500 1.8, Pick-up Durango 4x4. OEM.: **Bosch:** 1987BE0048.

CITROËN



99.0846.0 T:11 | L:58,5 | Partida: BOSCH

☺ Berlingo. OEM.: **Bosch:** F000AL1023-9001081066. **Indiel:** 223127. **Lucas:** TMB066.



99.0976.0 T:9 | L:47,5 | Partida: BOSCH

☺ Berlingo. OEM.: **Bosch:** F000AL1663, 1006209624, 1006209633, 1006209692, 1006209696, 1006209706, 1006209709, 1006209715, 1006209944, 9008045049. **Indiel:** 224076.



99.1023.0 T:11 | L:54,5 | Partida: VALEO

☺ Berlingo 1.8, 1.9, 2.0 HDI. OEM.: **Valeo:** NE834, 185915, 584135, 584185, 594185. **Indiel:** 220407.



99.1031.0 T:10 | L:49,0 | Partida: BOSCH

☺ Jumper 2.0 e Berlingo 1.8. OEM.: **Bosch:** 1006209631, 1006209635, 1006209642, 1006209678. **Indiel:** 220409.



99.1037.0 T:10 | L:49,0 | Partida: BOSCH

☺ Jumper 2.0, Berlingo 1.8, Jumper 2.0. OEM.: **Bosch:** F005M10053.



99.1072.0 T:9 | L:62,0 | Partida: BOSCH

☺ Jumper 2.5 D-TD. OEM.: **Bosch:** 9002336224, 9002336287. **Indiel:** 220416.



99.1576.0 T:10 | L:46,0 | Partida: BOSCH

☺ Berlingo e Jumper 1.9D, 2.0 Hdi. OEM.: **Bosch:** 1006209812. **Indiel:** 220443.



99.1642.0 T:12 | L:56,0 | Partida: BOSCH

☺ Jumper. OEM.: **Bosch:** 1006209824, 106210128, 1006210146.



99.1643.0 T:9 | L:58,0 | Partida: BOSCH

☺ Jumper. OEM.: **Bosch:** 6033AD0004.



99.1650.0 T:9 | L:55,0 | Partida: BOSCH

☺ Jumper 2.8 HDI. OEM.: **Bosch:** 1006209818, 1006209964, 1006210111. **Cargo:** 237667.



99.1752.0 T:9 | L:45,5 | Partida: VALEO

☺ Berlingo. OEM.: **Valeo:** 191601, 192978.



99.1758.0 T:11 | L:45,0 | Partida: VALEO

☺ Berlingo. OEM.: **Valeo:** 193751, 157391.



99.1763.0 T:9 | L:41,1 | Partida: BOSCH

☺ Berlingo. OEM.: **Valeo:** 193512, 594726.



99.1812.0 T:11 | L:45,0 | Partida: VALEO

☺ Berlingo. OEM.: **Valeo:** 192929, 594631, 194213.

99.1822.0 T:11 | L:51,0 | Partida: VALEO

☺ Berlingo. OEM.: **Valeo:** 188595, 191448, 594382.

DAEWOO



99.1620.0 T:8 | L:64,0

☺ Damas. OEM.: **Remy:** 10475540.

DAIHATSU



99.0830.0 T:8 | L:53,5 | Partida: DENSO

☺ Feroza 4x4. OEM.: **Nippondenso:** 283005820. **Lester:** 16879.

EFFA



99.4498.0 T:8 | L:81,8

📍 HAFEI RUIVI PICK-UP.

FIAT



99.0060.0 T:10 | L:91,5 | Partida: **BOSCH**

📍 Fiorino. OEM.: **Bosch**: 9001083441.



99.0111.0 T:11 | L:64,0 | Partida: **BOSCH**

📍 Fiorino 1.1. OEM.: **Bosch**: 9001082749, 9001082324, 1006209425, F000AL1871.



99.0291.0 T:9 | L:74,0 | Partida: **BOSCH**

📍 Ducato 10, 13, Iveco Furgão. OEM.: **Bosch**: 2006209470, 2006209483, 9001451343, F002G20279.



99.0301.0 T:9 | L:91,0 | Partida: **BOSCH**

📍 Daily 28.8, 30.8, 35.8, 40.8, N110, N100, N40.35, N40, N50. OEM.: **Bosch**: 2006209341.



99.0310.0 T:9 | L:75,0 | Partida: **BOSCH**

📍 Daily. OEM.: **Bosch**: 2006209448, 2006209418, 2006209330, 2006209240.



99.0389.0 T:11 | L:70,8 | Partida: **MARELLI**

📍 Fiorino e Pick-up. OEM.: **Marelli**: 74887061, 85540491. **Femsa**: 1706126. **Bosch**: 1987BE0010.



99.0394.0 T:11 | L:65,5 | Partida: **MARELLI**

📍 Fiorino diesel. OEM.: **Marelli**: 74898071, 85540521, 74891161. **Indiel**: 223240. **Fiat**: 9938235, 9941642, 9936050.



99.0398.0 T:13 | L:70,0 | Partida: **LUCAS**

📍 Iveco 130.14, 129.14. OEM.: **Lucas**: 54247184, 54246739, 54246340, TMB116.



99.0407.0 T:9 | L:77,5 | Partida: **MARELLI**

📍 Daily 32.8, 28.8, 35.8, 40.8, Ducato. OEM.: **Marelli**: 72363402, 72397101, 72397106, 72363401, 72139007, 72139001, 72138901. **Indiel**: 221833.



99.0482.0 T:9 | L:58,5 | Partida: **BOSCH**

📍 Strada 1.7. OEM.: **Bosch**: 1006209506, 1006209504, 1006209503, 1006209509, 1006209513, 1006209526, 1006209528, 1006209530, 1006209531, 1006209533, 1006209536, 1006209548, 1006209563, 1006209567, 1006209570, 1006209572, 1006209573, 1006209582, 1006209597, 1006209598, 1006209619, 1006209684, 1006209685, 1006209693, 1006209700, 1006209701, 1006209705, 1006209939, F000AL1516, F000AL1534, F000AL1698, F000AL1700. **Cargo**: 131104. **Indiel**: 223261.



99.0601.0 T:9 | L:77,5 | Partida: **MARELLI**

📍 Ducato, 2.0, 2.5 diesel, Daily 28.8, 30.8, 35.8, 40.8. OEM.: **Marelli**: 85540151, 72159801.



99.0630.0 T:10 | L:58,5 | Partida: **BOSCH**

📍 Fiorino 1.7 D e Iveco. OEM.: **Bosch**: 1006209538, 1006209539, 1006209691. **Cargo**: 132205.



99.0631.0 T:9 | L:62,0 | Partida: **BOSCH**

📍 Ducato. OEM.: **Bosch**: 9001140317, 9003336293.



99.0743.0 T:11 | L:54,5 | Partida: **INDIEL**

📍 Fiorino 1.4, 1.6. OEM.: **Indiel**: 35258138, 35257963, 228138, 227965.



99.0779.0 T:9 | L:64,0 | Partida: **MARELLI**

📍 Fiorino e Strada. OEM.: **Marelli**: 85540971. **Indiel**: 223307. **Lucas**: TMB009.



99.0786.0 T:9 | L:64,0 | Partida: **MARELLI**

📍 Strada. OEM.: **Marelli**: 74893901, 74896531, 85540011, 85540081, 85540381, 85540411. **Fiat**: 993915, 9940577, 9941300, 9941306. **Indiel**: 223124. **Lucas**: TMM901. **Bosch**: 1987BE0053.



99.0837.0 T:9 | L:58,5 | Partida: **BOSCH**

📍 Strada 1.0, 8V e 1.3 16V e Doblo. OEM.: **Bosch**: F000AL1238, F000AL1679, F000AL1680, F000AL1692, F000AL1040. **Indiel**: 223126.



99.0838.0 T:9 | L:62,0 | Partida: **BOSCH**

📍 Ducato argentino. OEM.: **Bosch**: 9003336282. **Indiel**: 223302.



99.0846.0 T:11 | L:58,5 | Partida: **BOSCH**

📍 Strada 1.5. OEM.: **Bosch**: F000AL1023, 9001081066. **Indiel**: 223127. **Lucas**: TMB066.



99.0875.0 T:9 | L:62,0 | Partida: **BOSCH**

📍 Ducato 14, 14 4x4, 18, 18 maxi e Ducato 14, 18. OEM.: **Bosch**: 9009996289, 9003336283, 9002336283, 9002336218, F000AL1881. **Cargo**: 137171. **Indiel**: 223976.



99.0925.0 T:9 | L:49,5 | Partida: **BOSCH**

📍 Strada 1.7. OEM.: **Bosch**: 1006209677, 1006209672, 1006209638, 1006209618, F002G20644, 1006209690.



99.0952.1 (10003) T:9 | L:47,0 | Partida: **REMY**

📍 Strada e Doblo 1.8, 8 e 16V. OEM.: **Remy**: 900933, 900939, 800058, 800045, 89017523, 9000856, 9000868, 9000876, 9000881, 9000896, 9000901, 9000977, 9000948, 10452348, 10455504, 10501804, 10504515, 10521484.



99.0965.0 T:9 | L:41,0 | Partida: **VALEO**

📍 Fiorino 1.0, 1.3, 1.5. OEM.: **Valeo**: 60527, 80327, 100327, 187336, 187863, 187996, 188251, 220527, 250527, 260412, 290212, 290327, 492828, 494828, 494832, 594287, NE949. **Indiel**: 229989.



99.0976.0 T:9 | L:47,5 | Partida: **BOSCH**

📍 Doblo 1.6 16V e Strada 2003. OEM.: **Bosch**: F000AL1663, 1006209624, 1006209633, 1006209692, 1006209696, 1006209706, 1006209709, 1006209715, 1006209944, 9008045049. **Indiel**: 224076.



99.0999.0 T:8 | L: 64,00 | Partida: **MARELLI**

📍 Strada. OEM.: **Marelli**: 85541280. **Indiel**: 224099.



99.1022.0 T:9 | L:57,5 | Partida: **BOSCH**

📍 Ducato. OEM.: **Bosch**: 6033ADO270, 6033ADO414.



99.1025.0 T:9 | L:64,5 | Partida: **MARELLI**

📍 Ducato 2.8, 719, 720, 721, 722, 723, 724, 725, 726, 729. OEM.: **Marelli**: 83226569, 85541700. **Fiat**: 9948135.



99.1033.0 T:9 | L:49,0 | Partida: **BOSCH**

📍 Doblo 1.9. OEM.: **Bosch**: 1006209645.



99.1043.0 T:18 | L:109,8 | Partida: **MITSUBISHI**

📍 Iveco Engines. OEM.: **Mitsubishi**: M357T70171, M357T70771, M357T707971, MM502531, MD607540. **Nissan**: 23354N5912.



99.1070.0 T:9 | L:62,0 | Partida: **VALEO**

📍 Ducato. OEM.: **Valeo**: 188993, 594410. **Cargo**: 231932.



99.1072.0 T:9 | L:62,0 | Partida: **BOSCH**

📍 Ducato 2.5 TD. OEM.: **Bosch**: 9002336224, 9002336287. **Indiel**: 220416.



99.1117.0 T:9 | L:62,0 | Partida: **MARELLI**

📍 Ducato TD. OEM.: **Marelli**: 74896591, 85540431, 85540451. **Indiel**: 220419.



99.1134.0 T:10 | L:55,0 | Partida: **INDIEL**

📍 Fiorino 1.7 diesel. OEM.: **Indiel**: 220210.



99.1158.0 T:9 | L:62,0 | Partida: **BOSCH**

📍 Daily II. OEM.: **Bosch**: 6033AD1002, 6033ADO077.

FIAT



99.1159.0 T:10 | L:83,0 | Partida: **BOSCH**

📍 Ducato. OEM.: **Bosch**: 6033ADO200, 6033ADO184, 6033AD3334, 9002336237.



99.1169.0 T:11 | L:51,0 | Partida: **MARELLI**

📍 Strada. OEM.: **Marelli**: 85541690, 85541680, 85541250. **Indiel**: 220424. **Cargo**: 139901.



99.1483.0 T:9 | L:62,0 | Partida: **BOSCH**

📍 Iveco. OEM.: **Bosch**: 6033AD1062.



99.1561.0 T:9 | L:47,5 | Partida: **MARELLI**

📍 Strada 1.6 16V. OEM.: **Marelli**: 9948333. **Indiel**: 220441.



99.1642.0 T:12 | L:56,0 | Partida: **BOSCH**

📍 Ducato. OEM.: **Bosch**: 1006209824, 106210128, 1006210146.



99.1650.0 T:9 | L:55,0 | Partida: **BOSCH**

📍 Ducato 2.3 e 2.8 JTD, Daily III 2.4, 2.8. OEM.: **Bosch**: 1006209818, 1006209964, 1006210111. **Cargo**: 237667.



99.1666.0 T:9 | L:47,0 | Partida: **BOSCH**

📍 Doblo e Strada. OEM.: **Bosch**: F000CD1009, F000CD1444.



99.1685.0 T:10 | L:89,9 | Partida: **BOSCH**

📍 Doblo e Strada 1.6, 1.8. OEM.: **Bosch**: 1006210241.



99.1752.0 T:9 | L:45,5 | Partida: **VALEO**

📍 Doblo 1.3 e Fiorino. OEM.: **Valeo**: 191601, 192978.



99.1779.0 T:10 | L:38,6 | Partida: **HITACHI**

📍 Doblo 1.4 e Strada. OEM.: **Hitachi**: S114951A, S114907, S114906, S114905. **Fiat**: 55193356, 51899848.



99.1790.0 T:9 | L:49,5 | Partida: **BOSCH**

📍 Ducato 110, 120, 130, 150, 2.3 multijet. OEM.: **Bosch**: 1006209834, 1006209864. **Cargo**: 333355.



99.1815.0 T:9 | L:53,7 | Partida: **BOSCH**

📍 Daily 2008. OEM.: **Bosch**: F000AL2813.

99.1840.0 T:9 | L:60,9 | Partida: **CARGO**

📍 Ducato 2.3, 2.8, 3.0. OEM.: **Cargo**: 330382.

FORD



99.0001.0 T:9 | L:73,5 | Partida: **WAPSA**

📍 Caminhão F100, F350, F600. OEM.: **Wapsa**: 224001.



99.0005.0 T:9 | L:73,5 | Partida: **WAPSA**

📍 Willys - Pick-up até Maio/70. OEM.: **Wapsa**: 224001.



99.0015.0 T:9 | L:77,5 | Partida: **BOSCH**

📍 Transit 1.000, 12M, 15M, 17M 1250cc. F2000, F4000, F11000, F12000, F13000 c/motor Perkins 6 cil. OEM.: **Bosch**: 1006209016, 1006209015, 1006209013, 1006209011, 1006209010, 1006209123, 1006208036, 1006208030, 1006209123, 1006209124, 1006209901, 1006209903, 9001082016, 9001082423, 9001082429, F000AL1876. **Indiel**: 223138.



99.0024.0 T:10 | L:79,5 | Partida: **WAPSA**

📍 F2000, F4000 c/motor disel 4 cil. F11000, F12000, F13000 c/ motor Perkins 6 cil. OEM.: **Wapsa**: 224004, 224038, 224043, 2244, 2244036. **Bosch**: 9001453333, 9001453334, 9001453338. **GM**: 7328970.



99.0024.4 (1359) T:10 | L:79,5 | Partida: **BOSCH**

📍 Pick-up diesel c/Perkins 4 cil - reforçado. OEM.: **Wapsa**: 224004, 224038, 224043, 2244, 2244036. **Bosch**: 9001453333, 9001453334, 9001453338. **GM**: 7328970.



99.0025.0 T:9 | L:76,5 | Partida: **BOSCH**

📍 F-100, F-150, F-1000. OEM.: **Bosch**: 9001453391.



99.0056.0 T:9 | L:73,5 | Partida: **BOSCH**

📍 Pick-up a partir de Jun/70, Caminhão F100, F350, F600. OEM.: **Bosch**: 9001453340. **Wapsa**: 224016.



99.0064.0 T:10 | L:70,0 | Partida: **LUCAS**

📍 Transit c/partida Lucas. OEM.: **Lucas**: 54240795, 54243848, 54246661, 54247188, 5428190, 60600210. **Lester**: 16608. **Lucas**: TMB101.



99.0068.0 T:9 | L:64,0 | Partida: **BOSCH**

📍 Pampa 1.6. OEM.: **Bosch**: 1006209400, 1006209405, 1006209412, 1006209417, 9001082750.



99.0082.0 T:10 | L:66,0 | Partida: **BOSCH**

📍 F-75, F-1000 motor Georgia. OEM.: **Bosch**: 9001082306.



99.0085.0 T:9 | L:79,0 | Partida: **WAPSA**

📍 F-400, F-1000, F-4000, F-7000 com motor MWM. OEM.: **Bosch**: 9001453336.



99.0104.0 T:9 | L:72,0 | Partida: **BOSCH**

📍 Caminhão F100, F75 c/motor 4 cil. Willys - Pick-up c/motor 4 cil. OEM.: **Wapsa**: 224035. **Bosch**: 9001451291. **Lucas**: TWB235.



99.0105.0 T:9 | L:91,0 | Partida: **BOSCH**

📍 F-4000. Cargo: 1215, 1216, 1217, 1415, 1416, 1417, 1421, 1617, 1621. OEM.: **Bosch**: 2006209421, 2006209436, 2006209446, 9001083406, 9001083436, 9002453073.



99.0105.4 (1364) T:9 | L:91,0 | Partida: **BOSCH**

📍 Reforçado - F-4000. Cargo: 1215, 1216, 1217, 1415, 1416, 1417, 1421, 1617, 1621. OEM.: **Bosch**: 2006209421, 2006209436, 2006209446, 9001083406, 9001083436, 9002453073.



99.0108.0 T:9 | L:64,0 | Partida: **BOSCH**

📍 Pampa 1.6. OEM.: **Bosch**: 1006209427, 1006209462, 1006209463, 1006209471, 1006209416, 1006209414, 1006209410, 1006209404, F000AL1002, 9001066236, 9001082340, 9001082618, 9001082660, 9001082686, 9001082748, 9001336324. **Indiel**: 221480.



99.0115.0 T:9 | L:66,0 | Partida: **BOSCH**

📍 Willys - Pick-up. OEM.: **Bosch**: 9001082425. **Indiel**: 2214936.



99.0160.0 T:9 | L:74,0 | Partida: **LUCAS**

📍 F-100 desde 77. OEM.: **Lucas**: 227331, 35257331.



99.0162.0 T:9 | L:64,5 | Partida: **LUCAS**

📍 F-100, F-150, F-250, F-350, F-400, Ranchero. OEM.: **Lucas**: 228131, 35257090, 35257340, 35258131.



99.0223.0 T:9 | L:68,5 | Partida: **BOSCH**

📍 Transit 100, 800, 1250, 1500. OEM.: **Bosch**: 1006209105, 1006209071, 1006209056, 1006209049, 1006209039, 1006209032, 1006209030, 1006209110, 1006209140, 2006208013, 9003336212. **Indiel**: 223320.



99.0342.0 T:8 | L:86,0 | Partida: **FORD**

📍 Courier. OEM.: **Ford**: SDE307, D77211350A. **Nippondenso**: 283001870.



99.0398.0 T:13 | L:70,0 | Partida: **LUCAS**

📍 Transit diesel. OEM.: **Lucas**: 54247184, 54246739, 54246340, TMB116.



99.0475.0 T:9 | L:59,0 | Partida: **BOSCH**

📍 Transit 1.6, 2.0. OEM.: **Bosch**: 9001066242, 9001066247, 9001066248, 9001066476, 1006209534, 1006209547, 1006209549, 1006209554, 1006209559, 9001690111. **Indiel**: 223259.




99.0486.0 T:10 | L:100,0 | Partida: **LUCAS**

📍 Ranger. OEM.: **Lucas**: 60600038, 54268142, 54247389, TNB169, TMB121. **Indiel**: 223262.




99.0520.0 T:10 | L:58,5 | Partida: **BOSCH**

📍 Courier c/zetec. OEM.: **Bosch**: 1006209516, 1006209537, 1006209566, 1006209905, F000AL1519, F000AL1699, 1006209510. **Indiel**: 223119.


 **99.0620.1 (1192) T:10 | L:47,0** | Partida: **FORD**
📌 Ranger. OEM.: **Ford**: FOTZ11002A, F07U11000AA, F2TU11000AA, 5DZ11350A.

 **99.0657.0 T:9 | L:61,5** | Partida: **LUCAS**
📌 F-1000. OEM.: **Lucas**: TMB276, 223808.

 **99.0772.0 T:9 | L:75,5** | Partida: **INDIEL**
📌 Pick-up F100, F-150, F1000, F4000. OEM.: **Indiel**: 35258266, 228266.


 **99.0794.0 T:10 | L:58,5** | Partida: **BOSCH**
📌 F-1000. OEM.: **Bosch**: 1006209551.

 **99.0806.0 T:12 | L:51,5** | Partida: **MITSUBISHI**
📌 Willys - Pick-up depois 94. OEM.: **Mitsubishi**: M191T13671, M191T14671, M191T18271. **Indiel**: 223297.

 **99.0824.1 (1208) T:10 | L:47,0** | Partida: **FORD**
📌 Courier 1.6, ano 2001. OEM.: **Ford**: F5RZ11350A, 5D353, XSGU11350AA, XS6411350AA, 53R211350A, F5RU11350RA.

 **99.0861.0 T:9 | L:62,0** | Partida: **BOSCH**
📌 Transit, Ranger. OEM.: **Bosch**: 9002336226, 9003336227, F000AL1872.


 **99.0890.0 T:23 | L:46,0** | Partida: **FORD**
📌 Courier. OEM.: **Ford**: F8BU11350AA. **Indiel**: 222514. **Lucas**: TMM990.

 **99.0907.0 T:13 | L:46,0** | Partida: **FORD**
📌 Transit. OEM.: **Ford**: 10670F7RU, 106688, F7RUK614.

 **99.0908.0 T:8 | L:48,0** | Partida: **LUCAS**
📌 Courier. OEM.: **Lucas**: 66241583.


 **99.0916.0 T:9 | L:61,0** | Partida: **INDIEL**
📌 Ranger 3.0 diesel. OEM.: **Indiel**: 35260280, 35262227. **Bosch**: F000AL1684.

 **99.0938.0 T:10 | L:48,5** | Partida: **BOSCH**
📌 Courier 1.4 e 1.6 16V. OEM.: **Bosch**: 1006209629, 1006209929. **Indiel**: 224038.

 **99.0941.1 (1217) T:9 | L:46,6** | Partida: **FORD**
📌 Ranger e F-1000, diesel. OEM.: **Ford**: F8TU11350AC, F8TU11350.

 **99.0959.0 T:18 | L:82,0** | Partida: **FORD**
📌 Pick-up serie 4.2, 4.6, 5.4, 6.8 ano 99. OEM.: **Visteon**: STRC019.

 **99.0962.0 T:10 | L:59,0** | Partida: **BOSCH**
📌 Courier 1.8 diesel. OEM.: **Bosch**: 1006209569, 1006209560, 1006209908.


 **99.0965.0 T:9 | L:41,0** | Partida: **VALEO**
📌 Courier 1.0 e 1.6 Zetec. OEM.: **Valeo**: 60527, 80327, 100327, 187336, 187863, 187996, 188251, 220527, 250527, 260412, 290212, 290327, 492828, 494828, 494832, 594287, NE949. **Indiel**: 229989.


 **99.0991.0 T:9 | L:61,0** | Partida: **LUCAS**
📌 F-250 motor MWM. OEM.: **Lucas**: 224091, 229033, 3529033, 35260500.

 **99.1022.0 T:9 | L:57,5** | Partida: **BOSCH**
📌 F-250 e F-350 motor MWM. OEM.: **Bosch**: 6033ADO270, 6033ADO414.

 **99.1024.0 T:10 | L:45,0** | Partida: **MITSUBISHI**
📌 Ranger 2.5. OEM.: **Mitsubishi**: MD312858, MD618963, M191T15071, M191T68071, M191X68071. **Indiel**: 220408. **Cargo**: 139541.

 **99.1027.0 T:10 | L:75,0** | Partida: **BOSCH**
📌 F-250 e F-4000 motor Cummins. OEM.: **Bosch**: 6033AD0284.

 **99.1082.0 T:12 | L:47,0** | Partida: **DELCO**
📌 F-350 e F-450 ano 98 em diante. OEM.: **Remy**: 10452929.


 **99.1090.0 T:10 | L:80,0** | Partida: **LUCAS**
📌 F-250, F-350, F-4000 motor Cummins. OEM.: **Lucas Indiel**: 229873, 35259873.

 **99.1134.0 T:10 | L:55,0** | Partida: **LUCAS**
📌 Pick-up USA 4.9 e 5.8. OEM.: **Lucas Indiel**: 220210.

 **99.1224.0 T:10 | L:46,6** | Partida: **FORD**
📌 F-150, F-1000 4.9 6 cil. Gas. OEM.: **Ford**: FOTZ11002A, F0TU1100AA, F2TU11000AA.

 **99.1372.0 T:10 | L:91,0** | Partida: **BOSCH**
📌 Cargo 1618, F-1000, F-4000 motor MWM após 98. OEM.: **Bosch**: 9002453078, 9002453079.

 **99.1533.0 T:9 | L:41,2** | Partida: **VALEO**
📌 Courier 1.0 e 1.6 Zetec 07/99. OEM.: **Valeo**: 110427, 494833.

 **99.1539.0 T:12 | L:46,5** | Partida: **FORD**
📌 Transit. OEM.: **Ford**: YC1U11000AB.


 **99.1585.0 T:11 | L:46,6** | Partida: **FORD**
📌 Ranger 2.3, ano 2001 a 2006. OEM.: **Ford**: 1L5T11000AA.


 **99.1596.0 T:9 | L:80,0** | Partida: **INDIEL**
📌 Pick-up F100, F150, F250, F1000, F3500, F4000, F7000, F14000 todos c/MWM. OEM.: **Indiel**: 229938, 35259938, 35261299.

 **99.1612.0 T:11 | L:44,5** | Partida: **FORD**
📌 Ranger 1.8. OEM.: **Ford**: 32051112.

 **99.1614.0 T:10 | L:47,0** | Partida: **REMY**
📌 Pick-up V6. OEM.: **Remy**: 10452918.

 **99.1617.0 T:11 | L:55,5** | Partida: **INDIEL**
📌 Ranger 2.3. OEM.: **Indiel**: 35261112, 35262929.

 **99.1635.0 T:9 | L:60,9** | Partida: **INDIEL**
📌 Ranger c/maxion. OEM.: **Indiel**: 229023.


 **99.1675.0 T:10 | L:58,5** | Partida: **BOSCH**
📌 02/09F-250 e F-350, F-4000 motor Cummins. OEM.: **Bosch**: F000AL2638.

 **99.1684.0 T:10 | L:80,0** | Partida: **LUCAS**
📌 F-250 motor MWM. OEM.: **Lucas**: 35260967.

 **99.1686.0 T:9 | L:41,2** | Partida: **VALEO**
📌 Courier 2010. OEM.: **Valeo**: 101310, 1201856, 60910.

 **99.1743.0 T:10 | L:82,9** | Partida: **BOSCH**
📌 Cargo. OEM.: **Bosch**: F002G20724.

 **99.1785.0 T:12 | L:89,0** | Partida: **LUCAS**
📌 Cargo. OEM.: **Lucas**: 35261899.

 **99.1807.0 T:12 | L:63,0** | Partida: **MITSUBISHI**
📌 Ranger 202, 3.2. OEM.: **Mitsubishi**: M191T96571.

 **99.1809.0 T:23 | L:144,0** | Partida: **REMY**
📌 Cargo Eletrônico. OEM.: **Remy**: 10512095.

 **99.1845.0 T:10 | L:49,0** | Partida: **BOSCH**
📌 F-250, F-350, F-4000. OEM.: **Bosch**: F000AL2955.





99.0010.0 T:9 | L:75,0 | Partida: WAPSA

☑ Pick-up C10, C14, C15. OEM.: **Wapsa:** 224034. **Remy:** 7363070. **Indiel:** 221710.



99.0020.0 T:9 | L:80,5 | Partida: DELCO

☑ C20 partida Delco Argentino. OEM.: **Delco:** D2008, D2014, D2020, D2049, 10456422, 1108481, 1935827, 1935829, 1945842, 1947727, 1954842, 1954867, 1965538, 1965723, 1965923.



99.0024.0 T:10 | L:79,5 | Partida: BOSCH

☑ D-20, Pick-up diesel c/Perkins 4 cil. OEM.: **Wapsa:** 224004, 224038, 224043, 2244, 2244036. **Bosch:** 9001453333, 9001453334, 9001453338. **GM:** 7328970.



99.0024.4 (1359) T:10 | L:79,5 | Partida: BOSCH

☑ Pick-up diesel c/Perkins 4 cil - reforçado. OEM.: **Wapsa:** 224004, 224038, 224043, 2244, 2244036. **Bosch:** 9001453333, 9001453334, 9001453338. **GM:** 7328970.



99.0045.0 T:9 | L:80,5 | Partida: WAPSA

☑ Pick-up C10, C15. OEM.: **Wapsa:** 224033. **Indiel:** 221711.



99.0108.0 T:9 | L:64,0 | Partida: BOSCH

☑ Chevy-500. OEM.: **Bosch:** 1006209427, 1006209462, 1006209463, 1006209471, 1006209416, 1006209414, 1006209410, 1006209404, F000AL1002, 9001066236, 9001082340, 9001082618, 9001082660, 9001082686, 9001082748, 9001336324. **Indiel:** 221480.



99.0118.0 T:10 | L:91,0 | Partida: BOSCH

☑ Pick-up D20 c/maxion. OEM.: **Bosch:** 2006209436, 2006209405, 2006209394, 9002453082. **Indiel:** 222439.



99.0141.0 T:9 | L:62,0 | Partida: HITACHI

☑ Chevy Lux. OEM.: **Hitachi:** 2114N-1550, 2114N1550, 2114N-1560, 2114N4550.



99.0161.0 T:9 | L:74,0 | Partida: INDIEL

☑ Pick-up 400, C10. OEM.: **Indiel:** 227332, 35257332.



99.0351.0 T:9 | L:62,0 | Partida: HITACHI

☑ Chevy Lux, S-10 importada. OEM.: **Hitachi:** 2114N3550, 211445004, 211445007, 211475001.



99.0522.0 T:10 | L:80,5 | Partida: REMY

☑ Pick-up modelo antigo. OEM.: **Remy:** 1865687.



99.0612.0 T:9 | L:69,0 | Partida: REMY

☑ Pick-up S10 2.2 e Sonoma 2.2. OEM.: **Remy:** 10473700, 10468675. **Indiel:** 223279.



99.0629.1 (1194) T:10 | L:85,0 | Partida: REMY

☑ Pick-up Silverado Sierra importado. OEM.: **Remy:** 10456455, 10457056, 10457579. **Indiel:** 220427.



99.0657.0 T:9 | L:61,5 | Partida: VALEO

☑ S-10 2.5 diesel motor Maxion. OEM.: **Valeo:** NE 212, 182178.



99.0737.0 T:9 | L:87,0 | Partida: HITACHI

☑ Pick-up Chevy diesel. OEM.: **Hitachi:** 211435006, 211455506, 211475008, 211485008, 211495008.



99.0745.0 T:9 | L:53,5 | Partida: BOSCH

☑ S-10 gas. Motor 2.2. OEM.: **Bosch:** F000AL1691, F000AL1878, 1006209584, 1006209600, 1006209686, 1006209993, 9001081033, 9001084038, 900118103.



99.0756.0 T:11 | L:61,5 | Partida: DELCO

☑ S-10 motor 4.3 V6. OEM.: **Remy:** 10465293, 10475616.



99.0770.0 T:9 | L:45,0 | Partida: DELCO

☑ S-10. OEM.: **Remy:** 10451980, 10475974.



99.0826.0 T:10 | L:75,5 | Partida: INDIEL

☑ D-20 c/partida Lucas. OEM.: **Indiel:** 35260206, 220206.



99.0861.0 T:9 | L:62,0 | Partida: BOSCH

☑ Pick-up S10 diesel. OEM.: **Bosch:** F000AL1872, 9002336226, 9003336227. **Indiel:** 223965.



99.0915.0 T:9 | L:55,0 | Partida: LUCAS

☑ Silverado motor 6 cil, 12V, gas. OEM.: **Lucas Indiel:** 220198, 35260198, 35260202.



99.0916.0 T:9 | L:61,0 | Partida: INDIEL

☑ Pick-up S10 diesel motor maxion. OEM.: **Indiel:** 35260280, 35262227. **Bosch:** F000AL1684.



99.0952.1 (10003) T:9 | L:47,0 | Partida: REMY

☑ Sierra Pick-up 4.8, 5.3 - Silverado e Savana 4.8 e 5.3, Montana. OEM.: **Remy:** 900933, 900939, 800058, 800045, 89017523, 9000856, 9000868, 9000876, 9000881, 9000896, 9000901, 9000977, 9000948, 10452348, 10455504, 10501804, 10504515, 10521484.



99.0978.0 T:10 | L:61,0 | Partida: INDIEL

☑ D-20. OEM.: **Indiel:** 35260810, 35259027, 35260310, 224078 220310.



99.0991.0 T:9 | L:61,0 | Partida: INDIEL

☑ Pick-up Silverado diesel. OEM.: **Indiel:** 35260500, 35259033, 229033, 224091.



99.1022.0 T:9 | L:57,5 | Partida: BOSCH

☑ Silverado motor MWM. OEM.: **Bosch:** 6033AD0270, 6033AD0414.



**99.1063.0 T:9 | L:44,5 | Partida: MITSUBISHI**

📍 S-10 diesel motor MWM. OEM.: **Mitsubishi:** M191t93971, 68971, 93971.

**99.1189.0 T:9 | L:68,5 | Partida: REMY**

📍 C10, C20, C2500, S10, Blaizer, S10 Pick-up. OEM.: **Remy:** 1984511, D2032. **Lester:** 6317, 6339, 6413.

**99.1635.0 T:9 | L:60,9 | Partida: LUCAS**

📍 S-10 motor Maxion 4 cil. 2.5. OEM.: **Lucas:** 229023.

**99.1745.0 T:9 | L:40,5 | Partida: REMY**

📍 Montana 1.4. OEM.: **Remy:** 10524174.

GMC

**99.1189.0 T:9 | L:68,5 | Partida: REMY**

📍 C1500, C2500, K1500, K2500, S15, S15 Pick-up. OEM.: **Remy:** 1984511, D2032. **Lester:** 6317, 6339, 6413.

HYUNDAI

**99.1024.0 T:10 | L:45,0 | Partida: MITSUBISHI**

📍 HR. OEM.: **Mitsubishi:** M191X68071, M191T68071, M191T15071, MD618963, MD312858.

**99.1607.0 T:10 | L:54,5 | Partida: VALEO**

📍 H100, HR, H-12.5, Porter 2.5 TD. OEM.: **Valeo:** 809042, 188993, 594410. **Hyundai:** 3616042300. **Cargo:** 231032.

**99.1794.0 T:11 | L:48,3 | Partida: REMY**

📍 H100 2.5 diesel, HR 2.5 diesel, Porter. OEM.: **Hyundai:** 361454A100.

ISUZU

**99.0349.0 T:9 | L:62,0 | Partida: HITACHI**

📍 Pick-up L4 1.8, 1817cc ano 81/82. OEM.: **Hitachi:** 211455004, 211465001. **Isuzu:** 8942332270, 8942332770. GM: 9423227, 94233227. Honda: 31207634005. **Lester:** 16205, 16207, 16211, 16270, 16499. **Nissan:** 23300H6000, 23312E6700, 23312H5000, 23312H5001, 23312H6700, 23312H6900.

KIA

**99.0786.0 T:9 | L:64,0 | Partida: MARELLI**

📍 Besta 1000. OEM.: **Marelli:** 74893901, 74896531, 85540011, 85540081, 85540381, 85540411. **Fiat:** 993915, 9940577, 9941300, 9941306. **Indiel:** 223124. **Lucas:** TMM901. **Bosch:** 1987BE0053.

**99.1607.0 T:10 | L:54,5 | Partida: VALEO**

📍 Bongo, Pregio 2.5, K 2500. OEM.: **Valeo:** 809042, 188993, 594410. **Hyundai:** 3616042300. **Cargo:** 231032.

99.1667.0 T:19 | L:126,0 | Partida: MANDO

📍 Besta 2.7 Bongo. OEM.: **Mando:** MG122565, MG122423.

**99.1794.0 T:11 | L:48,3 | Partida: REMY**

📍 Bongo. OEM.: **Hyundai:** 361454A100.

LAND ROVER

**99.0657.0 T:9 | L:61.5 | Partida: VALEO**

📍 Pick-up. OEM.: **Valeo:** 182178, NE212. **Indiel:** 223808. **Lucas:** TMB276.

MAHINDRA

**99.0925.0 T:9 | L:49,5 | Partida: BOSCH**

📍 Pick-up. OEM.: **Bosch:** 1006209690, 1006209677, 1006209672, 1006209638, 1006209618, F002G20644.

**99.4975.0 T:10 | L:48,5**

📍 Caminhonete Mahindra modelo Scorpion.

MASSEY FERGUSON

**99.0118.0 T:10 | L:91,0 | Partida: BOSCH**

📍 Pick-up. OEM.: **Bosch:** 2006209394, 2006209405, 2006209435, 9002453074, 9002453082. **Indiel:** 222439. **Lester:** 18122, 18259. **Lucas:** TNB439.



MAZDA



99.0144.0 T:9 | L:60,5 | Partida: MITSUBISHI

☺ Pick-up 1000 1.2. OEM.: **Mitsubishi:** MD02052, MD600679, MD602052, MD6020599, MD602678, MD602679, M191T30171, M191T30971, M191T30972, M191T30973, M191T33071, M191T602052, M191T602059. **Nissan:** 23312E3010. **Indiel:** 223201. **Mazda:** 22224722, 175723709. **Lester:** 16519, 16520, 16522, 16524, 16571, 16588, 16720, 16742, 18097, 16210, 16500.



99.1585.0 T:11 | L:46,6 | Partida: VISTEON

☺ Pick-up 2.3L 2001-2006. OEM.: **Visteon:** 1L5T11000AA.



99.9791.0 T:13 | L:18,2 | Partida: MITSUBISHI

☺ Pick-up. OEM.: **Mitsubishi:** M605X26971.

MERCEDES



99.0028.0 T:9 | L:90,0 | Partida: BOSCH

☺ MB 180 DB, MB 190, MB 190DB, L405, L406, L319D. OEM.: **Bosch:** 2006209043, 2006209068, 2006209183, 2006209212, 2006209900, 2006209915.



99.0184.0 T:9 | L:64,0 | Partida: TOYOTA

☺ Sprinter. OEM.: **Toyota:** 2801122010, 2801122020, 2801122022, 2801123020, 2801124020, 2801124060, 2801124080, 2801126020, 2801133033, 2801140041, 2801146010, 2801187102.



99.0327.0 T:9 | L:86,0 | Partida: TOYOTA

☺ Sprinter 1.6. OEM.: **Toyota:** 2801125012, 2801125020, 2801141010, 2801141011, 2801122021, 2801141012, 2801141020. **Nippondenso:** 283000800, 283000801, 28300085, 283001690, 28300800.



99.0353.0 T:9 | L:82,0 | Partida: TOYOTA

☺ Sprinter. OEM.: **Toyota:** 2801141020, 2801160041.



99.0441.0 T:9 | L:95,0 | Partida: LUCAS

☺ L-608, L-911, L-1112, L-1114, motor OM 314, OM325, OM352, OM355. OEM.: **Lucas:** 228099, 35256654, 35257820.



99.0651.0 T:9 | L:85,0 | Partida: REMY

☺ Caminhão 712 eletronic, 1620. OEM.: **Remy:** 10457059.



99.0657.0 T:9 | L:61,5 | Partida: VALEO

☺ Sprinter 310 diesel. OEM.: **Valeo:** NE212, 182178. **Indiel:** 223808.



99.0796.0 T:9 | L:65,5 | Partida: BOSCH

☺ Sprinter, Furgão Pick-up, MB 180 D. OEM.: **Bosch:** 9002336208, 9003336208. **Indiel:** 223295.



99.0916.0 T:9 | L:61,0 | Partida: LUCAS

☺ Sprinter motor Maxion. OEM.: **Indiel:** 35260280, 35262227. **Bosch:** F000AL1684.



99.1023.0 T:11 | L:54,5 | Partida: VALEO

☺ Sprinter. OEM.: **Valeo:** 584135, 584185, 594185, 185915, NE834. **Indiel:** 220407.



99.1031.0 T:10 | L:49,0 | Partida: BOSCH

☺ Sprinter 208D, 210D, 212D, 308D, 312D, 408D, 410D, 412D. OEM.: **Bosch:** 1006209631, 1006209635, 1006209642, 1006209678. **Indiel:** 220409.



99.1037.0 T:10 | L:49,0 | Partida: BOSCH

☺ Sprinter 208D, 210D, 212D, 308D, 312D, 408D, 410D, 412D. OEM.: **Bosch:** F005M10053.



99.1057.0 T:10 | L:49,0 | Partida: BOSCH

☺ Sprinter diesel 208, 210, 212, 308, 310, 312, 408, 410, 412. OEM.: **Bosch:** F005M10053.



99.1174.0 T:9 | L:58,5 | Partida: BOSCH

☺ Van. OEM.: **Bosch:** 9003331430, 9003336274.



99.1197.0 T:9 | L:85,0 | Partida: DELCO

☺ Caminhão 712 eletronic. OEM.: **Remy:** 10457059.



99.1458.0 T:11 | L:54,5 | Partida: VALEO

☺ Sprinter. OEM.: **Valeo:** 59427, 594279, 187528, 59527.



99.1619.0 T:9 | L:46,0 | Partida: BOSCH

☺ Sprinter 214, 314, 414, 2.3. OEM.: **Bosch:** 1006209793, 1006209801, 1006209807. **Cargo:** 23447.



99.1629.0 T:10 | L:57,5 | Partida: BOSCH

☺ Sprinter 216, 316, 416 CDI, Sprinter 2.3. OEM.: **Bosch:** 6033AD0218.



99.1635.0 T:9 | L:60,9 | Partida: INDIEL

☺ Sprinter 2.5 4cil. Motor Maxion. OEM.: **Indiel:** 229023.

99.1696.0 T:12 | L:49,1 | Partida: BOSCH

☺ Sprinter. OEM.: **Bosch:** 1006209845.



99.1740.0 T:12 | L:48,0 | Partida: BOSCH

☺ Sprinter. OEM.: **Bosch:** F000AL2824.



99.12955.0 T:10 | L:34,5 | Partida: REMY

Pinhão utilizado no 99.1679.0 ☺ 710, 1418R, 1720, 1720K, L1620, LO814 - com motores OM 364 e OM 366 em 12V. OEM.: **Remy:** 10515806.



99.12961.0 T:10 | L:34,5 | Partida: REMY

Pinhão utilizado no 99.1679.0 ☺ 710, 1418R, 1720, 1720K, L1620, LO814 - com motores OM 364 e OM 366 em 12V. OEM.: **Remy:** 10515807.

MITSUBISHI



99.1024.0 T:10 | L:45,0 | Partida: MITSUBISHI

☺ L200 2.5 D 4WD, L300 2.5 D TD 4x4. OEM.: **Mitsubishi:** MD312858, MD618963, M191T15071, M191T68071, M191X68071. **Indiel:** 220408. **Cargo:** 139541.



99.1026.0 T:10 | L:75,0 | Partida: BOSCH

☺ Vans, Pick-up, caminhões leves. OEM.: **Bosch:** 6033ADO091. **Indiel:** 229983.



99.1047.0 T:20 | L:119,0 | Partida: MITSUBISHI

☺ L200 ano 97. OEM.: **Mitsubishi:** MD607791, M357T75571, 75571.



99.12812.0 T:10 | L:20,2 | Partida: MITSUBISHI

☺ L200. OEM.: **Mitsubishi:** M605X65171, MD607789.



99.1563.0 T:20 | L:91,0 | Partida: MITSUBISHI

☺ L200. OEM.: **Mitsubishi:** M191T68771, M191X68171.



99.1567.0 T:12 | L:44,5 | Partida: MITSUBISHI

☺ L200 2.5 4WD e L300. OEM.: **Mitsubishi:** MD619204, M191X68471.



99.1607.0 T:10 | L:54,5 | Partida: VALEO

☺ L200 diesel. OEM.: **Valeo:** 809042, 188993, 594410. **Hyundai:** 3616042300. **Cargo:** 231032.



99.1706.0 T:8 | L:36,3 | Partida: MITSUBISHI

☺ L200. OEM.: **Mitsubishi:** M191X15871, 15871. **Cargo:** 331730.

NISSAN



99.0673.0 T:11 | L:64,0 | Partida: BOSCH

☺ Pick-up. OEM.: **Bosch:** 9001042060.

 **99.0712.0 T:9 | L:77,0** | Partida: **MITSUBISHI**
📍 Frontier, Pick-up, Xterra L4 2.4L. OEM.: **Mitsubishi:** M191T13471.


 **99.0737.0 T:9 | L:87,0** | Partida: **HITACHI**
📍 Frontier 4x4 2000. OEM.: **Hitachi:** 211435006, 211455506, 211475008, 211485008, 211495008. **Nissan:** 23312H9100, 23312M4901, 23312N5900, 23312N5903, 23312V5301, 23312V5302.


 **99.1168.0 T:9 | L:49,0** | Partida: **BOSCH**
📍 Frontier motor MWM. OEM.: **Bosch:** F000AL1709, 1006209778. **Indiel:** 220423.

 **99.1174.0 T:9 | L:58,5** | Partida: **BOSCH**
📍 Van. OEM.: **Bosch:** 9003331430, 9003336274.

99.1780.0 T:10 | L:95,3 | Partida: **HITACHI**
📍 Frontier diesel. OEM.: **Hitachi:** S14413. **Nissan:** 23300EB71E.


PEUGEOT


 **99.0108.0 T:9 | L:64,0** | Partida: **BOSCH**
📍 504 (1.6, 1.8, 2.0) (V6), 505 (1.8, 2.0), 604 (V6) J5. OEM.: **Bosch:** 1006209427, 1006209462, 1006209463, 1006209471, 1006209416, 1006209414, 1006209410, 1006209404, F000AL1002, 9001066236, 9001082340, 9001082618, 9001082660, 9001082686, 9001082748, 9001336324. **Indiel:** 221480.


 **99.0158.0 T:9 | L:70,0** | Partida: **LUCAS**
📍 404, 504, 505. OEM.: **Lucas Indiel:** 227327, 58351424.

 **99.0459.0 T:10 | L:80,0** | Partida: **INDIEL**
📍 Pick-up 504 diesel. OEM.: **Indiel:** 35257707. **Bosch:** 1987BE0015.

 **99.0460.0 T:10 | L:74,0** | Partida: **BOSCH**
📍 504 diesel. OEM.: **Bosch:** 2006209431.


 **99.0573.0 T:9 | L:62,0** | Partida: **BOSCH**
📍 Boxer. OEM.: **Bosch:** 1006209524, 6033ADO044, 903336280. **Indiel:** 223747. **Lester:** 17016, 17183.

 **99.0741.0 T:9 | L:58,0** | Partida: **LUCAS**
📍 504, 505 motor 2000. OEM.: **Lucas Indiel:** 227951, 228137, 35257952, 35258137.

 **99.0868.0 T:10 | L:80,0** | Partida: **LUCAS**
📍 504 e 505 diesel motor XT2. OEM.: **Lucas:** 35257824.


 **99.0915.0 T:9 | L:55,0** | Partida: **INDIEL**
📍 Boxer 4 cil. 1.9 diesel, Partner 1.6 4 cil. OEM.: **Indiel:** 35260198, 35260202, 220198.

 **99.0935.0 T:11 | L:55,0** | Partida: **INDIEL**
📍 Boxer, Partner 306 1.9 diesel. OEM.: **Indiel:** 224035.


 **99.0976.0 T:9 | L:47,5** | Partida: **BOSCH**
📍 Boxer, Partner Furgonato 1.1, 1.4, Partner Van. OEM.: **Bosch:** F000AL1663, 1006209624, 1006209633, 1006209692, 1006209696, 1006209706, 1006209709, 1006209715, 1006209944, 9008045049. **Indiel:** 224076.

 **99.1022.0 T:9 | L:57,5** | Partida: **BOSCH**
📍 Boxer 2.8. OEM.: **Bosch:** 6033ADO270, 6033ADO414.

 **99.1023.0 T:11 | L:54,5** | Partida: **VALEO**
📍 Partner 405 diesel. OEM.: **Valeo:** NE834, 185915, 584135, 584185, 594185. **Indiel:** 220407.

 **99.1025.0 T:9 | L:64,5** | Partida: **MARELLI**
📍 Boxer. OEM.: **Marelli:** 83226569, 85541700. **Fiat:** 9948135.


 **99.1031.0 T:10 | L:49,0** | Partida: **BOSCH**
📍 Boxer 2.0, expert 1.8, Partner 1.8. OEM.: **Bosch:** 1006209631, 1006209635, 1006209642, 1006209678. **Indiel:** 220409.

 **99.1037.0 T:10 | L:49,0** | Partida: **BOSCH**
📍 Boxer 2.0, expert 1.8, Partner 1.8. OEM.: **Bosch:** F005M10053.

 **99.1072.0 T:9 | L:62,0** | Partida: **BOSCH**
📍 Boxer 2.5. OEM.: **Bosch:** 9002336224, 9002336287. **Indiel:** 220416.

 **99.1576.0 T:10 | L:46,0** | Partida: **BOSCH**
📍 Partner 1.9 D, 2.0 HDI. OEM.: **Bosch:** 1006209812. **Indiel:** 220443.

 **99.1642.0 T:12 | L:56,0** | Partida: **BOSCH**
📍 Boxer motor 2.2 HDI 2006 em diante. OEM.: **Bosch:** 1006209824, 106210128, 1006210146.

 **99.1643.0 T:9 | L:58,0** | Partida: **BOSCH**
📍 Boxer motor 2.5 TDI 1994-2002. OEM.: **Bosch:** 6033AD0004.

 **99.1650.0 T:9 | L:55,0** | Partida: **XXXXXXXX**
📍 Boxer 2.8 HDI. OEM.: **Bosch:** 1006209818, 1006209964, 1006210111. **Cargo:** 237667.

 **99.1752.0 T:9 | L:45,5** | Partida: **XXXXXXXX**
📍 Partner. OEM.: **Valeo:** 191601, 192978.


 **99.1790.0 T:9 | L:49,5** | Partida: **XXXXXXXX**
📍 Boxer. OEM.: **Bosch:** 1006209834, 1006209864. **Cargo:** 333355.

 **99.4974.0 T:11 | L:50,7** | Partida: **XXXXXXXX**
📍 Partner HDI.



RENAULT

9003336283, 9002336283, 9002336218, F000AL1881. **Cargo:** 137171. **Indiel:** 223976.

 **99.0108.0 T:9 | L:64,0** | Partida: **BOSCH**
 ☑ Trafic. OEM.: **Bosch:** 1006209427, 1006209462, 1006209463, 1006209471, 1006209416, 1006209414, 1006209410, 1006209404, F000AL1002, 9001066236, 9001082340, 9001082618, 9001082660, 9001082686, 9001082748, 9001336324. **Indiel:** 221480.

 **99.0404.0 T:9 | L:61,5** | Partida: **DUCELLIER**
 ☑ Trafic. OEM.: **Ducellier:** 611942. **Indiel:** 223244.

 **99.0445.0 T:9 | L:61,5** | Partida: **LUCAS**
 ☑ Trafic motor 1.4, 2.0, 2.2. OEM.: **Lucas Indiel:** 227330, 35257330.

 **99.0468.0 T:9 | L:51,5** | Partida: **LUCAS**
 ☑ Trafic 2.2. OEM.: **Lucas Indiel:** 227785, 228139, 35257525, 35258139.

 **99.0630.0 T:10 | L:58,5** | Partida: **BOSCH**
 ☑ Express diesel. OEM.: **Bosch:** 1006209538, 1006209539, 1006209691.

 **99.0656.0 T:12 | L:61,5** | Partida: **VALEO**
 ☑ Trafic diesel, Master. OEM.: **Valeo:** NE209, NE883, 182047, 185182, 594245. **Indiel:** 221292.

 **99.0732.0 T:9 | L:58,0** | Partida: **LUCAS**
 ☑ Trafic. OEM.: **Lucas Indiel:** 223291.

 **99.0771.0 T:10 | L:67,5** | Partida: **LUCAS**
 ☑ Trafic TA12 4 cil. diesel, TA52, T312, 352 4 cil. Trafic diesel, Pick-up Rodeo. OEM.: **Lucas Indiel:** 227911, 35257911.

 **99.0772.0 T:9 | L:75,5** | Partida: **LUCAS**
 ☑ Pick-up Rodeo, Trafic. OEM.: **Lucas Indiel:** 228266, 35258266.


 **99.0787.0 T:9 | L:51,5** | Partida: **VALEO**
 ☑ Trafic gas, Master. OEM.: **Valeo:** 187960, 186938, 186867, NE875, 594214, 188887. **Indiel:** 221293.

 **99.0843.0 T:8 | L:44,0** | Partida: **VALEO**
 ☑ Kangoo 1.6. OEM.: **Valeo:** 182848, 180205, 187788, 190205, 230205, 300305, 494829, 594345, NE971, D7E15, BD7E17.

 **99.0875.0 T:9 | L:62,0** | Partida: **BOSCH**
 ☑ Master P35, T35 diesel, Trafic diesel. OEM.: **Bosch:** 9009996289,

 **99.0910.0 T:8 | L:77,5** | Partida: **MARELLI**
 ☑ Master. OEM.: **Marelli:** 72139004.

 **99.0935.0 T:11 | L:55,0** | Partida: **LUCAS**
 ☑ Express diesel. OEM.: **Lucas Indiel:** 224035.

 **99.0965.0 T:9 | L:41,0** | Partida: **VALEO**
 ☑ Kangoo 1.0, 1.0 16V, 1.2, 1.6 16V. OEM.: **Valeo:** 60527, 80327, 100327, 187336, 187863, 187996, 188251, 220527, 250527, 260412, 290212, 290327, 492828, 494828, 494832, 594287, NE949. **Indiel:** 229989.

 **99.1023.0 T:11 | L:54,5** | Partida: **VALEO**
 ☑ Express diesel. OEM.: **Valeo:** NE834, 185915, 584135, 584185, 594185.

 **99.1058.0 T:11 | L:49,0** | Partida: **BOSCH**
 ☑ Trafic 1.9 diesel, Kangoo 1.9 diesel. OEM.: **Bosch:** 1006209671.

 **99.1063.0 T:9 | L:44,5** | Partida: **MITSUBISHI**
 ☑ Master. OEM.: **Mitsubishi:** 68971, 93971, M191T93971.

 **99.1134.0 T:10 | L:55,0** | Partida: **LUCAS**
 ☑ Express 1.9 diesel. OEM.: **Lucas Indiel:** 220210.

 **99.1153.0 T:9 | L:46,0** | Partida: **BOSCH**
 ☑ Kangoo. OEM.: **Bosch:** 1006209704. **Indiel:** 220421.

 **99.1158.0 T:9 | L:62,0** | Partida: **BOSCH**
 ☑ Mascot. OEM.: **Bosch:** 6033ADO077, 6033AD1002.

 **99.1172.0 T:11 | L:54,0** | Partida: **BOSCH**
 ☑ Express 1.6L DSL 1986/97. OEM.: **Bosch:** 9003336286.

 **99.1607.0 T:10 | L:54,5** | Partida: **VALEO**
 ☑ Master II, 2.2 e 2.5 DCI, Master III DCI, Trafic II 2.5 DCI. OEM.: **Valeo:** 809042, 188993, 594410. **Hyundai:** 3616042300. **Cargo:** 231032.

 **99.1618.0 T:10 | L:45,5** | Partida: **VALEO**
 ☑ Master 2005 eletrônico. OEM.: **Valeo:** 191363.

 **99.1692.0 T:10 | L:55,2** | Partida: **VALEO**
 ☑ Master, Trafic 2.5. OEM.: **Valeo:** 188993, 594410. **Cargo:** 231932.

 **99.1735.0 T:8 | L:41,2** | Partida: **VALEO**
 ☑ Kangoo. OEM.: **Valeo:** 1201728.



 **99.1752.0 T:9 | L:45,5 | Partida: VALEO**

📍 Kangoo. OEM.: **Valeo:** 191601, 192978.

 **99.1763.0 T:9 | L:41,1 | Partida: VALEO**

📍 Kangoo 1.2, 1.2 16V. OEM.: **Valeo:** 193512, 594726.

 **99.1801.0 T:8 | L:43,8 | Partida: MITSUBISHI**

📍 Kangoo 1.6. OEM.: **Mitsubishi:** M191X243BT. **Dacia:** 6001547546.

 **99.1808.0 T:26 | L:140,2 | Partida: MITSUBISHI**

📍 Master. OEM.: **Mitsubishi:** M191T90271.

 **99.1838.0 T:10 | L:45,5 | Partida: VALEO**

📍 Trafic II 2.0, Master III 2.0, Laguna II e III 2.0. OEM.: **Valeo:** 193013, 195353, 594717.

TOYOTA

 **99.0025.0 T:9 | L:76,5 | Partida: WAPSA**

📍 Utilitário Bandeirante. OEM.: **Wapsa:** 224010; **Bosch:** 9001453391.

 **99.0034.0 T:9 | L:91,0 | Partida: BOSCH**

📍 Utilitário Bandeirante (MBB-OM314) até 09/76. OEM.: **Bosch:** 9001083440.

 **99.0105.0 T:9 | L:91,0 | Partida: BOSCH**

📍 Utilitário Bandeirante (MBB-OM314) a partir 10/76. OEM.: **Bosch:** 2006209421, 2006209436, 2006209446, 9001083406, 9001083436, 9002453073.

 **99.0105.4 (1364) T:9 | L:91,0 | Partida: BOSCH**

📍 Reforçado - Utilitário Bandeirante (MBB-OM 314) partir 10/76. OEM.: **Bosch:** 2006209421, 2006209436, 2006209446, 9001083406, 9001083436, 9002453073.

 **99.0140.0 T:9 | L:82,0 | Partida: NIPPONDENSO**

📍 Hilux. OEM.: **Nippondenso:** 283000660, 283000901, 283000911, 283001951, 283003350. **Toyota:** 2801115010, 2801141020, 2801141021, 2801160040, 2801160041. **Lester:** 16224, 16230, 16238, 16261, 16766, 16832, 16843, 17354, 16215, 16222. **Indiel:** 223199.

 **99.0184.0 T:9 | L:64,0 | Partida: NIPPONDENSO**

📍 Pick-up. OEM.: **Toyota:** 2801122010, 2801122020, 2801122022, 2801123020, 2801124020, 2801124060, 2801124080, 2801126020, 2801133033, 2801140041, 2801146010, 2801187102.

 **99.0327.0 T:9 | L:86,0 | Partida: NIPPONDENSO**

📍 Hilux. OEM.: **Nippondenso:** 283000800, 283000801, 28300085, 283001690, 28300800. **Toyota:** 2801122021, 2801125012, 2801125020, 2801141010, 2801141011, 2801141020. **Mitsubishi:** MD602059, MD602678. **Lester:** 16217, 16218, 16220, 16223. **Isuzu:** 8942391070. **Honda:** 31207PA0006, 31207657006,.

 **99.0353.0 T:9 | L:82,0 | Partida: ITALACCIAI**

📍 Pick-up L4 1.9, 2.0, 2.2. OEM.: **Italacciai:** SD183, SD359. **Lester:** 16215, 16222, 16224, 16230, 16238, 16261, 16766, 16832, 16843, 17354. **Toyota:** 2801141020, 2801160041.

 **99.0921.0 T:11 | L:102,0 | Partida: NIPPONDENSO**

📍 Hilux 2.8 diesel. OEM.: **Nippondenso:** 280992700, 2810054310. **Toyota:** 2801154070. **Cargo:** 137293.

 **99.0947.0 T:9 | L:102,0 | Partida: NIPPONDENSO**

📍 Hilux. OEM.: **Nippondenso:** 283001601, 283001600, 283001602, 283001603, 283001790, 283001791, 283001800, 283002000, 283002110, 283002111, 283002270, 283003630, 283003631, 283004160, 283006940. **Toyota:** 2801120540, 2801126041, 2801126042, 2801135030, 2810110710.

 **99.0954.0 T:10 | L:83,0 | Partida: NIPPONDENSO**

📍 Hilux 2.8 diesel. OEM.: **Toyota:** 2801154380.

 **99.0998.0 T:9 | L:47,0**

📍 Hilux 2.7 ano 2010. OEM.: **Bosch:** F000AL1200, F000AL1250, F000AL1695, 1006209607, 1006209675. **Indiel:** 224098.

 **99.1097.0 T:10 | L:102,0 | Partida: NIPPONDENSO**

📍 Hilux 3.0 SW4. OEM.: **Nippondenso:** 283004011, 283004081, 283004082, 283001970. **Toyota:** 2801164010, 2801164030, 2801167030.

 **99.1562.0 T:9 | L:58,5 | Partida: NIPPONDENSO**

📍 Hilux 2.5 e 2.8 ano 2006. OEM.: **Bosch:** F000AL1281, F000AL2281, F000AL2814, 1006209821.

Comerciais LEVES

SEGUNDA EDIÇÃO



VOLKSWAGEN



99.0006.0 T:9 | L:74,5 | Partida: BOSCH

Saveiro, Kombi 1.2 c/Bosch. OEM.: **Bosch:** 9001082421. **Indiel:** 223101.



99.0065.0 T:9 | L:62,0 | Partida: BOSCH

Saveiro, Kombi, Pick-up 1.5, 1.6. OEM.: **Bosch:** 1006209431, 1006209162, 2006209162, 9001042021, 9001082362. **Indiel:** 221482.



99.0068.0 T:9 | L:64,0 | Partida: BOSCH

Saveiro, Kombi, Pick-up 1.6. OEM.: **Bosch:** 9001082750, 1006209417, 1006209412, 1006209405, 1006209400. **Indiel:** 221421.



99.0108.0 T:9 | L:64,0 | Partida: BOSCH

Saveiro 1.8. OEM.: **Bosch:** 1006209427, 1006209462, 1006209463, 1006209471, 1006209416, 1006209414, 1006209410, 1006209404, F000AL1002, 9001066236, 9001082340, 9001082618, 9001082660, 9001082686, 9001082748, 9001336324. **Indiel:** 221480.

99.0119.0 T:9 | L:66,5 | Partida: BOSCH

Transporter 1.2. OEM.: **Bosch:** 1006209060, 1006209067, 1006209117, 1006209119, 1006209320, 1006209321, 1006209322, 1006209323, 1006209324, 1006209325, 1006209329.



99.0191.0 T:9 | L:74,5 | Partida: BOSCH

Kombi, Pick-up 1.2, 1.3, 1.5, Bosch 12V. OEM.: **Bosch:** 9001082422, 9001082128. **Indiel:** 221486.

99.0192.0 T:9 | L:64,0 | Partida: WAPSA

Kombi, Pick-up 1.3, 1.3, 1.5. Wapsa: 12V. OEM.: **Wapsa:** 224012. **Bosch:** 9001451292. **Indiel:** 221487.



99.0229.0 T:9 | L:74,0 | Partida: BOSCH

Kombi, Transporter 1.6, 1.9, 2.0. OEM.: **Bosch:** 1006209423, 9001042013, 9001042032.



99.0293.0 T:9 | L:64,0 | Partida: WAPSA

Saveiro 1.8 c/wapsa. OEM.: **Wapsa:** 224053, 224051. **Bosch:** 9001451251, 9001451249. **Lucas:** TWB251. **Indiel:** 223228.



99.0294.0 T:9 | L:64,0 | Partida: WAPSA

Saveiro, Kombi refr. a ar até Junho/ 81. OEM.: **Wapsa:** 224052. **Lucas:** TWB2520.



99.0323.0 T:9 | L:62,0 | Partida: BOSCH

Transporter 1.3, 1.7, 1.8. OEM.: **Bosch:** 1006209424, 9001082669. **Indiel:** 221411. **Lucas:** TMB411.



99.0328.0 T:9 | L:64,0 | Partida: WAPSA

Saveiro, Kombi refr. A ar depois Julho/81. OEM.: **Wapsa:** 224047. **Bosch:** 9001451247. **Lucas:** TWB247.



99.0329.0 T:9 | L:64,0 | Partida: WAPSA

Saveiro refr. Agua. OEM.: **Wapsa:** 224046. **Bosch:** 9001451252. **Lucas:** TWB246.



99.0348.0 T:9 | L:65,0 | Partida: WAPSA

Saveiro, Kombi diesel. OEM.: **Wapsa:** 224048. **Bosch:** 9001452088. **Indiel:** 223117.



99.0428.0 T:9 | L:85,0 | Partida: BOSCH

Transporter 1600 e 1700 e Kombi. OEM.: **Bosch:** 1006209502.



99.0482.0 T:9 | L:58,5 | Partida: BOSCH

Kombi, Transporter 1.6 diesel. OEM.: **Bosch:** 1006209506, 1006209504, 1006209503, 1006209509, 1006209513, 1006209526, 1006209528, 1006209530, 1006209531, 1006209533, 1006209536, 1006209548, 1006209563, 1006209567, 1006209570, 1006209572, 1006209573, 1006209582, 1006209597, 1006209598, 1006209619, 1006209684, 1006209685, 1006209693, 1006209700, 1006209701, 1006209705, 1006209939, F000AL1516, F000AL1534, F000AL1698, F000AL1700. **Cargo:** 131104. **Indiel:** 223261.



99.0866.0 T:9 | L:59,5 | Partida: BOSCH

Saveiro. OEM.: **Bosch:** 9001081052, F000AL1705. **Indiel:** 223128.



99.0937.0 T:10 | L:80,5 | Partida: BOSCH

Kombi. OEM.: **Bosch:** 1006209621, 1006209880, 1006209699, 1006209648. **Indiel:** 224037.



99.0942.0 T:9 | L:62,0 | Partida: BOSCH

Saveiro 1.6, 1.8, 2.0. OEM.: **Bosch:** F000AL1037, F000AL1032, F000AL1882. **Indiel:** 229985.



99.0989.0 T:9 | L:59,5 | Partida: BOSCH

Kombi ref. Agua. OEM.: **Bosch:** F000AL1052, F000AL1152, F000AL1707.



99.1108.0 T:9 | L:80,5 | Partida: BOSCH

Transporter 2.0. OEM.: **Bosch:** F000AL1086, 1006209657, 1006209757, 1007010105.



99.1133.0 T:9 | L:55,0 | Partida: INDIEL

Saveiro. OEM.: **Indiel:** 220270.



99.1177.0 T:9 | L:90,0 | Partida: BOSCH

Saveiro 1.6. OEM.: **Bosch:** F000AL1306, F000AL1694.



99.1223.0 T:9 | L:80,5 | Partida: BOSCH

Saveiro 1.8 e 2.0 MI. OEM.: **Bosch:** F000AL1186, F000AL1681, 1006209762.



99.1534.0 T:9 | L:75,0 | Partida: VALEO

Saveiro. OEM.: **Valeo:** 236896, 494831, 170539, 161039, 1201665.



99.1712.0 T:9 | L:82,3 | Partida: BOSCH

Saveiro. OEM.: **Bosch:** F000CD1117.



99.1736.0 T:9 | L:58,6 | Partida: BOSCH

Caminhão 5140, 8150. OEM.: **Bosch:** F000AL2660.



99.1768.0 T:12 | L:87,2 | Partida: VALEO

Amarok. OEM.: **Valeo:** TS22ER13, TS22ER12.

99.1823.0 T:10 | L:91,4 | Partida: BOSCH

Transporter 1.9. OEM.: **Bosch:** 1006209961, 1006209785.



Consulte sempre nosso **catálogo eletrônico** para aplicações completas.

Baixe este informativo em nosso site
www.bzm.com.br

(47) 3332 7053 | Gaspar - SC - Brasil